

10G 6™ HD® PATCH PANEL

The greatest challenge to achieving superior NEXT performance in a channel is at the cross-connect in the telecommunications room. With two outlets in close proximity connected by a short modular cord, achieving NEXT margin above category 6 is a challenge for common patch panels. Not so with Siemon's 10G 6 HD modular patch panel!

Part of Siemon's new 10G ip™ Cabling Solution, the 10G 6 HD modular patch panel far exceeds all category 6 component and channel requirements. This superior level of performance is achieved via a completely new circuit board design, optimization of jack pin geometry, and stringent inspection and quality control procedures. When used with a 10G 6 MC® patch cord, the result is a cross-connect solution with typical NEXT margin of 10 dB across the category 6 frequency range from 1-250 MHz, and useable bandwidth to 500 MHz – necessary for next generation applications.

Combine the 10G 6 MC modular cord with Siemon's new 10G 6 MAX® modules and 10G 6 HD patch panels for a complete 10G 6 channel solution. This superior 10G 6 cabling system delivers unparalleled network performance today and supports emerging Internet Protocol (IP) applications like Voice Over IP (VoIP) and IP video.




10G ip™

PATENTED

500 MHz

Supports 10GBASE-T Applications

MODULAR PATCHING



Terminates with standard 110 termination tools

Superior performance for interconnect, cross-connect or consolidation point applications

Designation area provided for panel identification

Black anodized finish and rolled steel edges provide a durable, aesthetic appearance

T568A and T568B wiring compatible

Durable modular outlets are FCC CFR 47 part 68 subpart F and IEC 60603-7 compliant. Outlet contacts are plated with 1,27 microns of gold

Includes rear cable manager to properly guide cables to point of termination

Backwards compatible with category 6/class E and lower patch cords



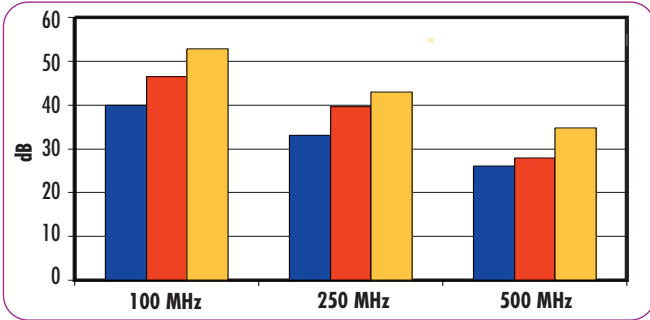
Pyramid™ wire entry system on S310® blocks separates paired conductors when lacing cables to simplify and reduce installation time

Protective rear metal housing prevents accidental damage of internal circuit board

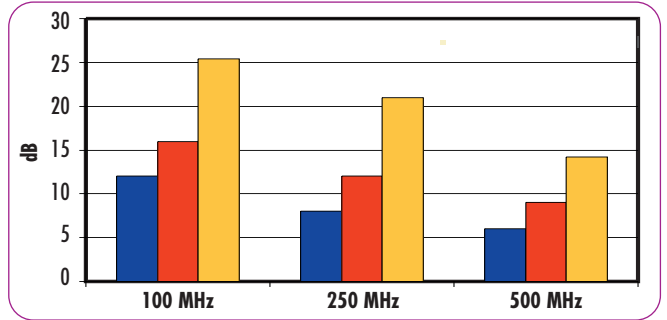
Our circuit board is tuned and balanced using our patent-pending phase-delay technology to maximize margin to category 6 and beyond

4 Connector Channel Performance Data for 10G 6™ UTP Solution*

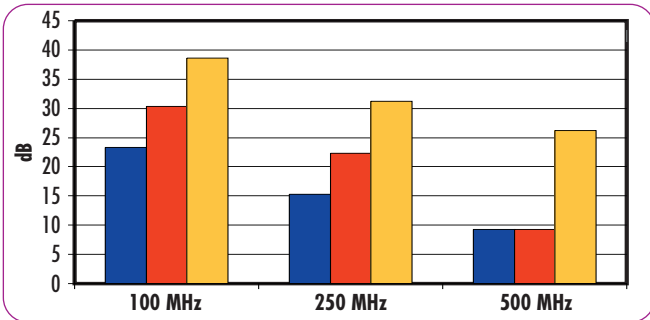
NEXT



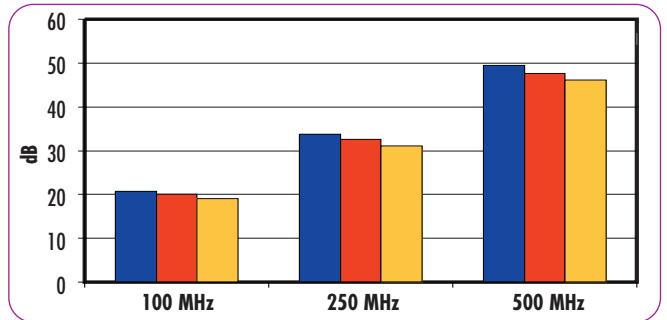
Return Loss



ELFEXT



Insertion Loss



■ Augmented Cat 6 Limit † ■ Worst Case ■ Typical

† Performance from 250-500 MHz based on extrapolated TIA/EIA-568-B.2-10 Draft 1.3

*4 Connector Channel Performance Data utilizes 10G 6 Patch Panel, 10G 6 MAX® UTP Modules, and 10G 6 MC® UTP Modular Cords or 10G 6 BladePatch™ UTP Patch Cord

10G 6™ HD® Patch Panels:

10GHD-24.....24-port panel, T568A/B wiring, 1 U



10GHD-48.....48-port panel, T568A/B wiring, 2 U



Because we continuously improve our products, Siemon reserves the right to change specifications and availability without prior notice.

10G 6™, 10 G ip™, HD®, MC®, MAX®, Pyramid™, S210® and S310® are trademarks of Siemon

Panels include rear cable manager, icon label holders, designation labels, cable ties, and mounting hardware

ⓑ Add "B" to end of part number for bulk project pack of 5 panels (rear cable managers and icon label holders not included but can be ordered separately).

Note: 1 U = 44.5mm

For additional resource information:

Visit our web site at www.siemon.com

For related product information request Spec Sheet(s):

10G 6 MC® Patch Cords (PROD-SS-MC10G6)

10G 6 MAX® Modules (PROD-SS-MX10G6)

10G 6 BladePatch™ (PROD-SS-10G6BDP)

Siemon — EMEA HQ & UK
United Kingdom
Tel: +44 (0) 1932 571771

Siemon — France
Paris
Tel: +33 1 46 46 11 85

Siemon — Deutschland
Frankfurt
Tel: +49 (0) 69 97168 184

Siemon — Italia
Milano
Tel: +39 (02) 64 672 209